

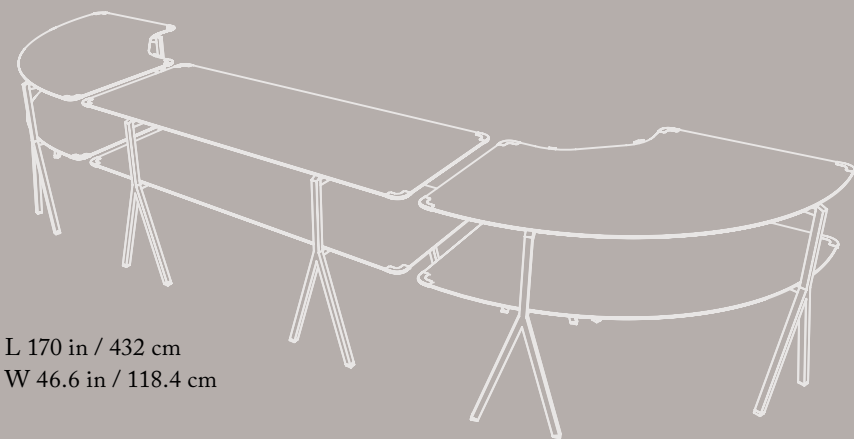
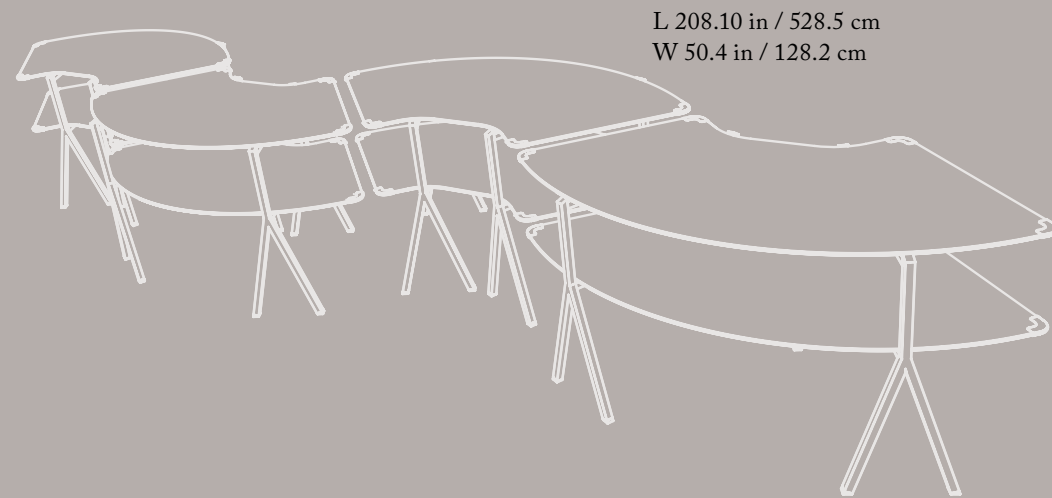

MODULITE™

MODULAR TABLE & CART SYSTEMS



MODULITE™

EXPERIENCE ENDLESS CONFIGURATIONS



Proudly introducing Modulite™

An innovative patented modular system for creating stunning food and beverage display stations.

This cutting-edge system allows you to build beautifully designed inviting displays with an emphasis on quick assembly and disassembly.

By utilizing state-of-the-art materials, Modulite™ ensures a fresh and modern look that stands the test of time.

Experience the future of F+B with Modulite™.

MODULITE™

Modular F+B shelving system

Modulite™ is the perfect solution for all your food service needs, whether it's a pop-up market, grab-and-go concept, back bar, sweet station, reception, or any other event limited only by your creativity. With the ability to customize your cart and choose from a variety of accessories designed with you in mind, the possibilities are endless.

If you need to serve a larger volume of food and beverages, you can easily connect two carts together to create a long and impressive stand that will suit all types of events and needs.

Our carts are fully mobile, making it easy to transport your offerings wherever you need them to be. Experience the flexibility and convenience of Modulite™ for yourself.

Patent Pending



CREATE YOUR OWN CART

Modular & mobile shelving system



Modulite™ Cart Frame
w/bamboo base and 4 rotating wheels
36x20x56.2 in
91.4x50.8x143 cm
Item # MC-Base




Modulite™ EZ-SERV® Kit
Includes 5 EZ-SERV containers (1.3 gallons each), wall bracket, catch tray
34x5.5x29 in
86.4x14x73.6 cm
Item # EZS-K



Modulite™ PRO BULK® Kit
Includes 6 PRO-BULK containers (3.5 gallons each), matching shelf, catch tray
33.5x19x27 in
85.1x48.3x68.6 cm
Item # PB-K



Modulite™ Chalkboard Sign
32.4x0.3x7.9 in
82.3x.76x20.1 cm
Item # MC-TS



Modulite™ Wire Basket
33.7x14.4x6.6 in
85.6x36.6x16.8 cm
Item # MC-WS1



Single Tier Acrylic Bakery Case
15x12.75x5.25 in
38.1x32.4x13.34 cm
Item # BAKST2248



Modulite™ Bamboo Box
16x12.7x5.3 in
40.6x32.3x13.5 cm
Item # MC-BB



Modulite™ Bamboo Shelf
33.50x12.5x1.25 in
85.09x31.75x3.18 cm
Item # MC-BS1

CUSTOMERS CHOICE




Modulite™ Kit A
Includes cart frame with wheels, 5 EZ-SERV containers (1.3 gallons each), wall bracket, catch tray, 3 bamboo shelves, 1 wire basket
36x20x71.6 in
91.4x50.8x181.9 cm
Item # MC-EZS5

Modulite™ Kit B
Includes cart frame with wheels, 6 PRO-BULK containers (3.5 gallons each), wall bracket, catch tray, 1 bamboo shelf, 1 wire basket
36x20.5x60 in
91.4x52.1x152.4 cm
Item # MC-PB6



Modulite™ Kit C
Includes cart frame with wheels, 3 bamboo shelves, 1 wire basket, 1 chalkboard sign
36x20x56.2 in
91.4x50.8x142.7 cm
Item # MC-Basic



SUGGESTED CONFIGURATIONS



**VIEW
VIDEO
CLIP**



MODULITE™

MODULITE™

MODULAR TABLE SYSTEM



VIEW
VIDEO
CLIP

Patented

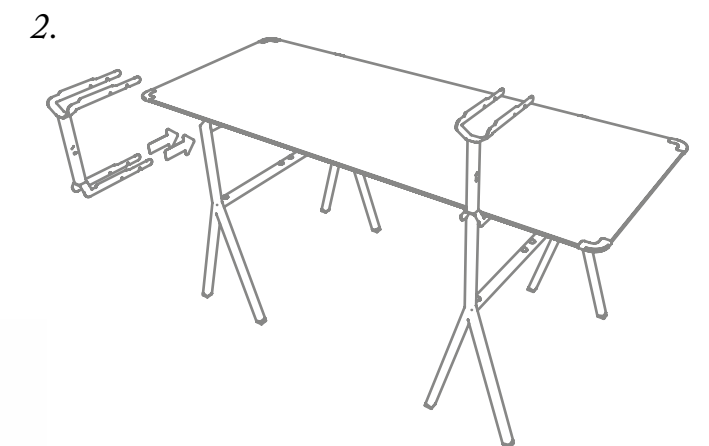
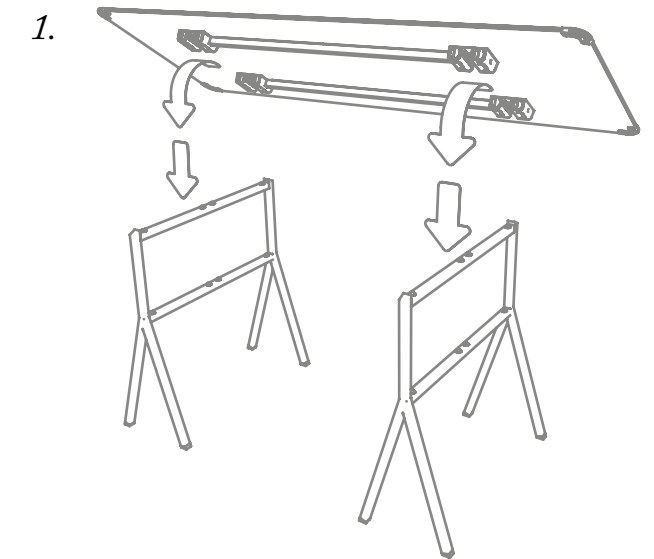
MODULITE™

Introducing Modulite,™ our revolutionary table system designed for the hospitality and catering industry. Crafted from premium materials, our tables offer easy assembly without the need for tools. In just one minute, one person can set up our tables, saving you time and effort. With versatile accessories, transform Modulite tables into stylish action stations. Experience the future of event organization with our exceptional table system. Visit our website for more information.



CREATE YOUR OWN STATION. IT'S AS EASY AS 1,2,3!

- *No tools required*
- *Set up & tear down your station in minutes*
- *Durable water & heat resistant surfaces*
- *Patented easy snap technology*
- *Easy one person set up*
- *Requires minimal storage space*
- *Endless configurations to meet your individual needs*



**MODULITE™ 2 LEVEL QUARTER
ROUND TABLE TOP KITS**



**Modulte™ 2 level Kit, Walnut 2
Qtr Round Table Top, Black Legs**
64.5×33.5×31.8 in
163.8×85.1×80.8 cm
Item # MT-2005WB
Stainless Steel Legs
Item # MT-2005WS

**Modulte™ 2 level Kit, Natural Wood 2
Qtr Round Table Top, Black Legs**
64.5×33.5×31.8 in
163.8×85.1×80.8 cm
Item # MT-2006NWB
Stainless Steel Legs
Item # MT-2006NWS



**Modulte™ 2 level Kit, Concrete Gray 2 Qtr
Round Table Top, Stainless Steel Legs**
64.5×33.5×31.8 in
163.8×85.1×80.8 cm
Item # 2007CGS
Black Legs
Item # MT-2007CGB

**Modulte™ 2 level Kit, Black Marble 2
Qtr Round Table Top, Black Legs**
64.5×33.5×31.8 in
163.8×85.1×80.8 cm
Item # MT-2008BMB
Stainless Steel Legs
Item # MT-2008BMS



MODULITE™ 3 LEVEL KITS



Modulite™ 3 Level Kit, Walnut
2 Table Top, 1 Shelf, Stainless
Steel Legs
 71×30×43.2 in
 180.3×76.2×109.8 cm
 Item # MT- 3001WS
Black Legs
 Item # MT-3001WB



Modulite™ 3 Level Kit, Natural Wood
2 Table Top, 1 Shelf, Black Legs
 71×30×43.2 in
 180.3×76.2×109.8 cm
 Item # MT-3002NWB
Stainless Steel Legs
 Item # MT-3002NWS

Modulite™ 3 Level Kit, Concrete
Gray 2 Table Top, 1 Shelf,
Stainless Steel Legs
 71×30×43.2 in
 180.3×76.2×109.8 cm
 Item # MT-3003CGS
Black Legs
 Item # MT-3003CGB



Modulite™ 3 Level Kit, Black
Marble 2 Table Top, 1 Shelf,
Stainless Steel Legs
 71×30×43.2 in
 180.3×76.2×109.8 cm
 Item # MT-3004BMS
Black Legs
 Item # MT-3004BMB

**MODULITE™ 2 LEVEL KITS
WITH DISPLAY FRAME**



**Modulite™ 2 Level Kit, Natural Wood 2
Table Top, Chalkboard, Stainless Steel
Display Frame & Legs**
71×30×87.3 in
180.3×76.2×221.7 cm
Item # MT-2002NWS
Black Display Frame & Legs
Item # MT-2002NWB



**Modulite™ 2 Level Kit, Walnut 2
Table Top, Chalkboard,
Black Display Frame & Legs**
71×30×87.3 in
180.3×76.2×221.7 cm
Item # MT-2001WB
**Stainless Steel Display
Frame & Legs**
Item # MT-2001WS



**Modulite™ 2 Level Kit, Concrete
Gray 2 Table Top, Chalkboard,
Black Display Frame & Legs**
71×30×87.3 in
180.3×76.2×221.7 cm
Item # MT-2003CGB
SS Display Frame & Legs
Item # MT-2003CGS



**Modulite™ 2 Level Kit, Black Marble
2 Table Top, Chalkboard, Stainless
Steel Display Frame & Legs**
71×30×87.3 in
180.3×76.2×221.7 cm
Item # MT-2004BMS
Black Display Frame & Legs
Item # MT-2004BMB

CREATE YOUR OWN STATION

CHOOSE YOUR TABLE TOP FINISH



CHOOSE YOUR FRAME FINISH



Modulite™ Black Legs Set of 2
30 x 12.6 x 33.8 in
76.2 x 32 x 85.9 cm
Item # MT-BKLEG



Modulite™ Stainless Steel Legs Set of 2
30 x 12.6 x 33.8 in
76.2 x 32 x 85.9 cm
Item # MT-SSLEG

CHOOSE YOUR TABLE TOP



Modulite™ Black Marble Rectangular HPL Table Top
71 x 27.5 x 0.3 in
180.34 x 69.85 x 0.80 cm
Item # MT-100BM



Modulite™ Concrete Gray Rectangular HPL Table Top
71 x 27.5 x 0.3 in
180.34 x 69.85 x 0.80 cm
Item # MT-100CG



Modulite™ Natural Wood Rectangular HPL Table Top
71 x 27.5 x 0.3 in
180.34 x 69.85 x 0.80 cm
Item # MT-100NW



Modulite™ Walnut Rectangular HPL Table Top
71 x 27.5 x 0.3 in
180.34 x 69.85 x 0.80 cm
Item # MT-100W



Modulite™ Natural Wood HPL Quarter Round Table Top
64.5 x 28 x 0.3 in
162.56 x 71.12 x 0.80 cm
Item # MT-300NW



Modulite™ Walnut HPL Quarter Round Table Top
64.5 x 28 x 0.3 in
162.56 x 71.12 x 0.80 cm
Item # MT-300W



Modulite™ Black Marble HPL Quarter Round Table Top
64.5 x 28 x 0.3 in
162.56 x 71.12 x 0.80 cm
Item # MT-300BM



Modulite™ Concrete Gray HPL Quarter Round Table Top
64.5 x 28 x 0.3 in
162.56 x 71.12 x 0.80 cm
Item # MT-300CG

CHOOSE YOUR SHELF



**Modulite™ Black Marble
Rectangular HPL Table Shelf**
59 x 13.85 x 0.3 in
149.86 x 35.18 x 0.80 cm
Item # MT-200BM



**Modulite™ Concrete Gray
Rectangular HPL Table Shelf**
59 x 13.85 x 0.3 in
149.86 x 35.18 x 0.80 cm
Item # MT-200CG



**Modulite™ Natural Wood
Rectangular HPL Table Shelf**
59 x 13.85 x 0.3 in
149.86 x 35.18 x 0.80 cm
Item # MT-200NW



**Modulite™ Walnut Rectangular
HPL Table Shelf**
59 x 13.85 x 0.3 in
149.86 x 35.18 x 0.80 cm
Item # MT-200W



**Modulite™ Concrete Gray
14” Round HPL Table Top**
14 x 14 x 0.3 in
35.56 x 35.56 x 0.80 cm
Item # MT-400CG



**Modulite™ Natural Wood
14” Round HPL Table Top**
14 x 14 x 0.3 in
35.56 x 35.56 x 0.80 cm
Item # MT-400NW

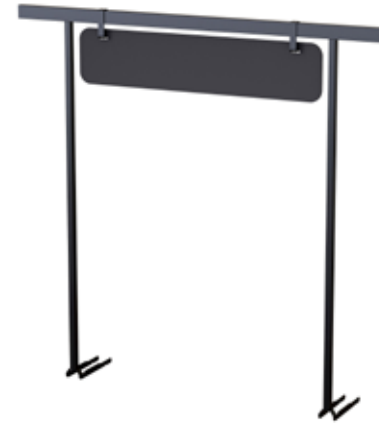


**Modulite™ Black Marble
14” Round HPL Table Top**
14 x 14 x 0.3 in
35.56 x 35.56 x 0.80 cm
Item # MT-400BM



**Modulite™ Walnut
14” Round HPL Table Top**
14 x 14 x 0.3 in
35.56 x 35.56 x 0.80 cm
Item # MT-400W

CHOOSE YOUR ACCESSORIES



**Modulite™ Chalkboard Sign
w/Black Display Frame Kit**
58.5×9.9×56.7 in
148.6×25.1×144.1 cm
Item # MT-BKDFK
w/Stainless Steel Display
Frame Kit
Item # MT-SSDFK



**Modulite™ Chalkboard Sign w/4.5’
Stainless Steel Display Arm**
10.1×2.4×56.7 in
25.7×6.1×144.1 cm
Item # MT-SSCBDA
w/4.5’ Black Display Arm
Item # MT-BKCBDA



**Modulite™ Black Shelf
Surface Bracket**
10×3.8×12.3 in
25.4×9.7×31.2 cm
Item # MT-BKBRACKET
**Modulite™ Stainless Steel
Shelf Surface Bracket**
Item # MT-SSBRACKET

STORAGE AND TRANSIT



Modulite™ Storage Cart
76.6×30×78.3 in
194.5×76.2×199 cm
Item # MT-CART



rosseto 
SERVING SOLUTIONS

©Rosseto 2023, products are covered by one or more USA & International patents:
#11350738-B2 ,11576484 and Other USA and International patents pending.

www.rosseto.com / 847.763.1215 / info@rosseto.com

© Rosseto 2023. Rosseto Serving Solutions, 3714 Jarvis Ave. Skokie, IL 60076